

Electrical Information:

Breaker Panel 1:

Service Type: 120/208
Panel Type: Type 1
Panel Number: 1227-082573
Manufacturer: Westinghouse
Amps: 225
Location: Storage Room

Exterior Disconnect Information:

Amps: 200
Panel Type: Not Listed
Panel Number: Not Listed
Manufacturer: Square D
Location: Electrical Room at Rear of Unit

Ceiling Information:

Height from Floor to Ceiling:
Front: 10' Back: 10'
Floor to Bottom of Deck:
Front: 15' Back: 13' 10"
Floor to Bottom of Joist:
Front: 13' 4" Back: 12'

Fire Information:

Riser Location: No Riser in Unit
Sprinkler Heads Present: Yes
Number of Sprinkler Heads: 10
Fire Alarm Control Panel Present: No
Brand: N/A
Model: N/A
Note: N/A

Water Heater Information:

Gallons: 50
Water Line (in): 1/2"
Manufacturer: Rheem
Model: ES652DORT210, Serial # 1030A019332
Location: Kitchenette

Backflow Information:

Number: 0
Size: N/A
Location: No Backflows Present

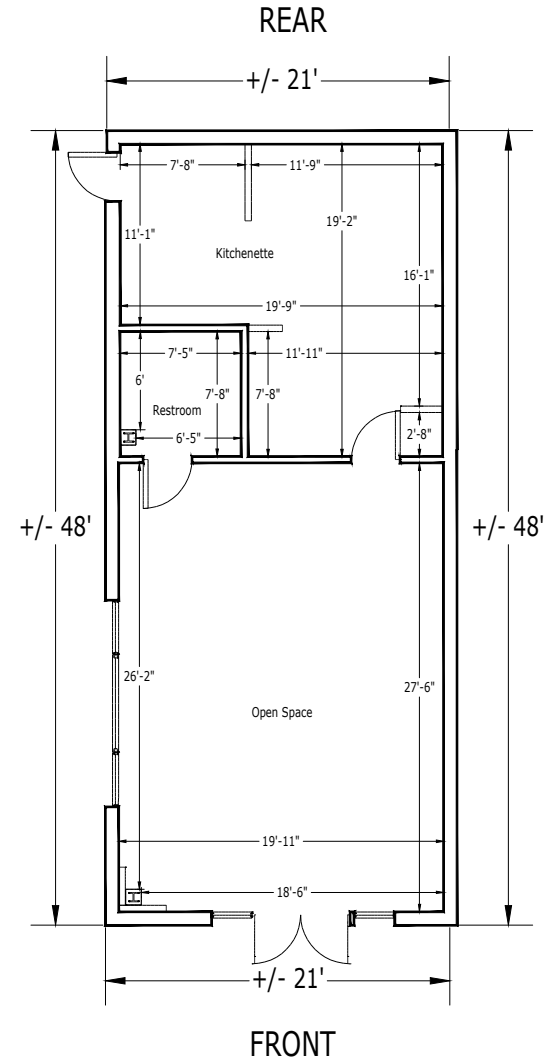
HVAC Information:

Unit 1:

Manufacturer: CARRIER
Model: 48HJE005G- - 551HE
Serial: 2208G50456
Tonnage: 4
Year: 2008

Unit 2:

Manufacturer: CARRIER
Model: 48HJE005G- - 551HE
Serial: 2208G40702
Tonnage: 4
Year: 2008



1 MAIN FLOOR



**Brandywine Crossing
Phase I**

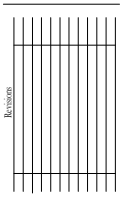
Unit # 15910A
15910A Gates Hwy
Brandywine, MD 20613



First National Realty Partners
120 Half Mile Rd
Suite 207
Red Bank, NJ 07701

Unit # 15910A
+/- 1,008 SF

Width
+/- 21'
Depth
+/- 48'



Site Map
Prepared 8/13/2018
Unit # 15910A

Plans produced by:
ID Plans

400 N. Tampa St. Suite 2210
Tampa, FL 33602
Phone: (813) 671-2545
IDPlans.com



Site Map is for general use and purposes only. ID Plans does not guarantee the accuracy or validity of provided information. Measurements are not intended to be automatically used for construction purposes or accepted as replacement for documents, drawings, or media intended or claimed to be structurally accurate, such as site diagrams. The property owner has and reserves the right and responsibility to verify, change, or alter the provided information at any time for any reason.

SPACE PROFILE
FOR
Brandywine Crossing
Phase I

Unit # 15910A
1,008 Square Feet



ID PLANS

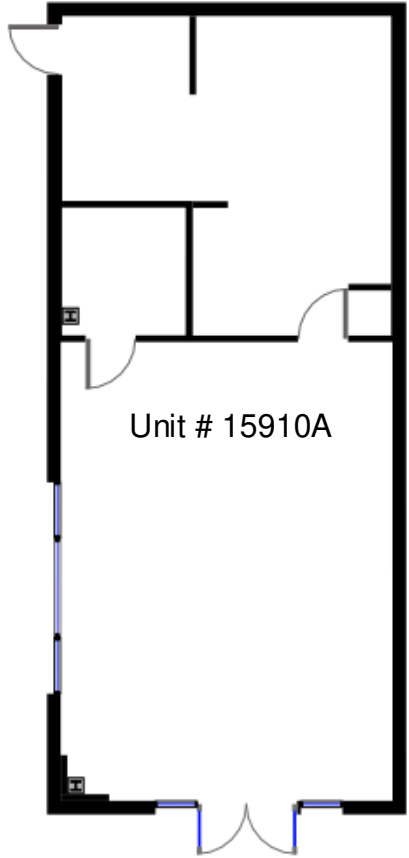
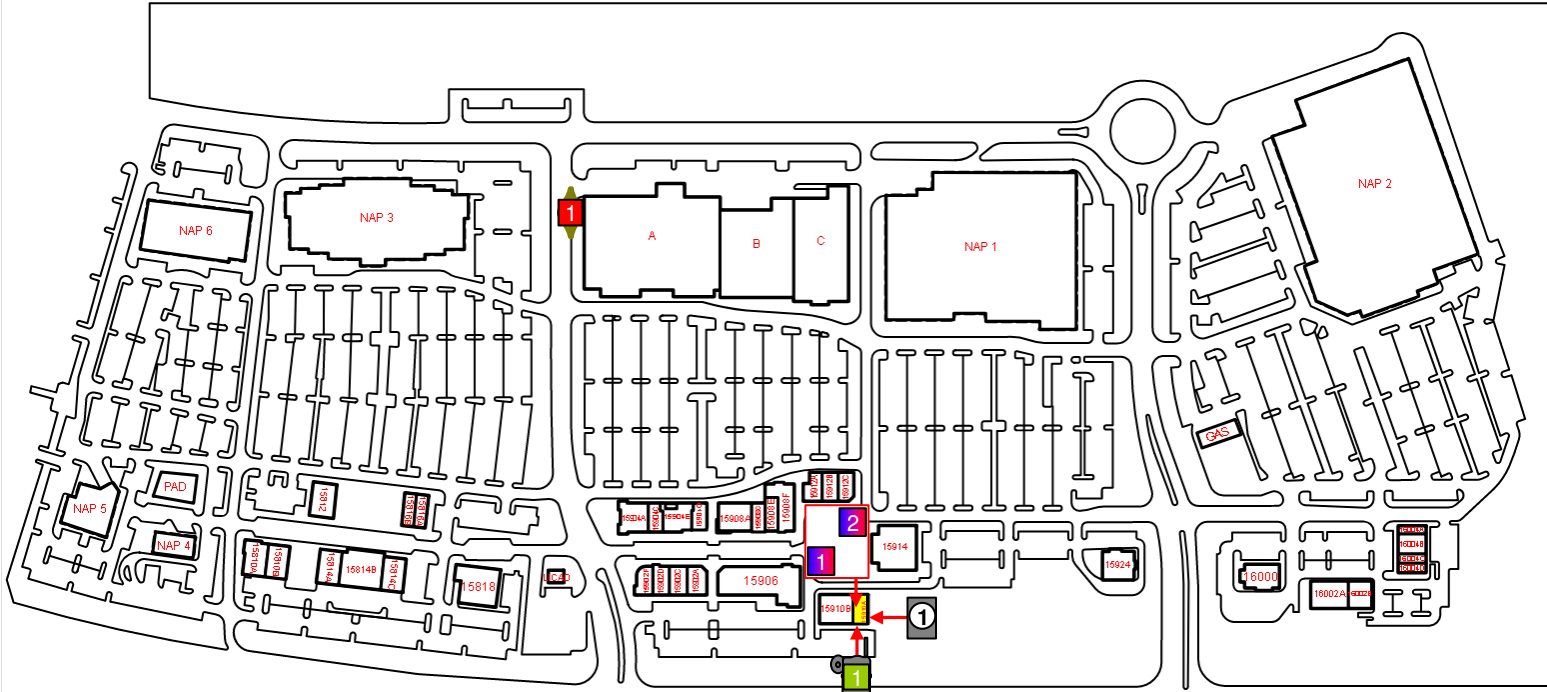
400 N. Tampa St.
Suite 2210
Tampa, FL 33602
IDPlans.com

813-657-2545 [p]
813-655-9370 [f]

SPACE PROFILE
Unit # 15910A

Brandywine
Crossing Phase I

Unit Address: 15910A Crain Hwy.
Unit # 15910A
Brandywine, MD 20613


















































	Reference #	Meter #
Electric		TEG020177458
Gas		T94988
Water (House Meter)		07363032

HVAC Units & Information						
Unit #	Space #	Manufacturer	Model #	Tonnage	Serial #	Year
1	15910A	CARRIER	48HJE005G-551HE	4	2208G50456	2008
2	15910A	CARRIER	48HJE005G-551HE	4	2208G40702	2008

Plans produced by:
ID Plans
8/13/2018
(813) 657-2545

© 2018

Legend

	Breaker Panel		Fire Extinguisher		Maintenance Sink		Window
	Circular Column		Fire Alarm Pulldown		Ceiling Fan w/Light		Fire Sprinkler
	Appliance Outlet		Glass Door		Rectangular Column		Pocket Door
	Fire Alarm		Handicap Handrail		Refrigerator		Track Lighting
	Drinking Fountain		Roof Hatch		Roll-Up Door		2-Bulb Fluorescent Lighting
	Door		HVAC Unit		Sink		3-Bulb Fluorescent Lighting
	Double Hung		Recessed Light		Swing Door		4-Bulb Fluorescent Lighting
	Electrical Outlet		Staircase		Toilet		Ceiling Air Vent
	Emergency Light		Joist Girder Direction		Can Light		Air Diffuser
	Exit Light		Hot Water Tank		Urinal		Ceiling Fan without Light
	Tankless Water Heater		Telephone Panel		Thermostat		Air Handler
	Step Down Transformer		Window Wall Opening		RJ 45		

Plans produced by:

ID Plans

4/30/2018

(813) 657-2545

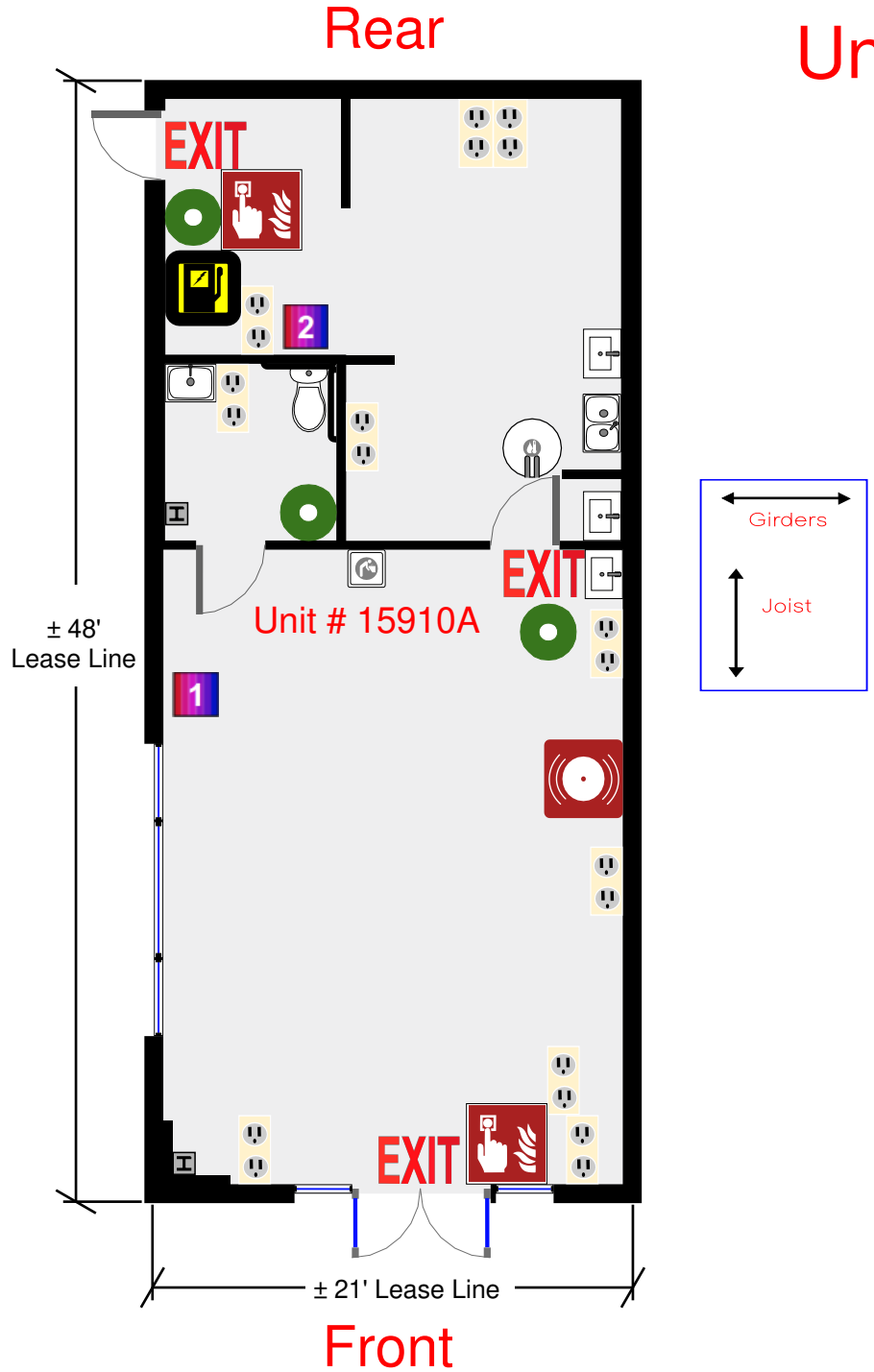
ID PLANS

© 2018

Disclaimer: All items may not show on feature pages.

Detail Plan


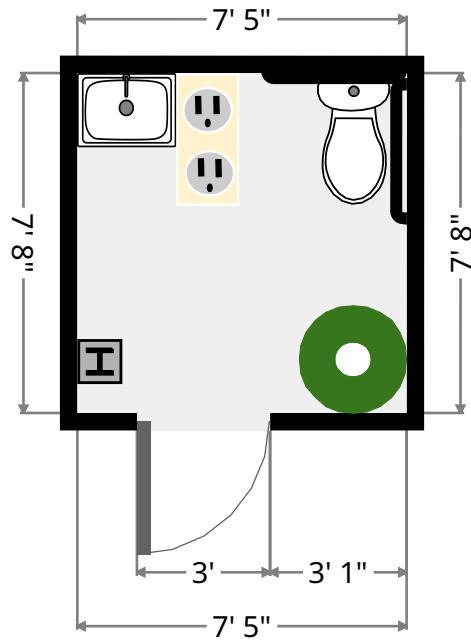
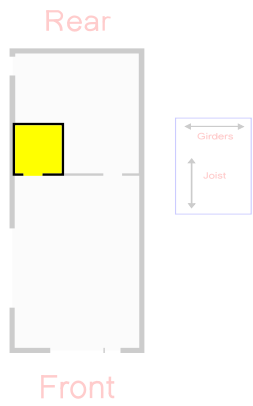
Brandywine Crossing Phase I Unit # 15910A





Unisex Restroom

Width: 7' 5"
Length: 7' 8"
Area: 56.85 sq ft
Perimeter: 30' 2"





Brandywine Crossing Phase I

Unit # 15910A

Unisex Restroom

<u>ADA Reference</u>	<u>Description</u>	<u>Compliant</u>	<u>Comments</u>
Signage			
216.8	Sign with ADA symbol	No	
703.2	Raised characters	No	
703.3	Braille	No	
703.4.2	Located at latch side of door	No	
703.4.1	Mounting height: 48"-60"	Yes	
Restroom Entrance			
404.2.3	Door opening width: 32" min. when open 90°	Yes	
404.2.4	18" on pull side of door plus 60" clear	Yes	
404.2.7	Accessible handles (operable by closed fist)	Yes	
404.2.7	Handle height: 34"-48"	Yes	
404.2.5, 303.2-3	Threshold: 1/4" H max. or 1/4"+1/4" beveled	N/A	
404.2.6	Vestibule: 48" min. plus width of doors	N/A	
Inside Restroom			
603.2.1, 304.3	Clear floor space: 60" diameter circle	No	
604.2	Toilet centerline from wall: 16"-18"	Yes	
604.3.1	Toilet clear floor space: 60" from side wall and 56" from rear wall	No	
604.4	Height of toilet seat: 17"-19"	Yes	
604.6	Height of flush control: 15"-48"	Yes	
604.6	Flush control located on open side of toilet	Yes	
604.5.1	Side wall grab bar: 42" L, 12" max. from wall	Yes	
609.4	Side wall grab bar: 33"-36" H to top	Yes	
604.5.2	Rear wall grab bar: 36" L, 12" & 24" ϕ toilet	Yes	
609.4	Rear wall grab bar: 33"-36" H to top	Yes	
604.7	TP dispenser: 7"-9" from front of toilet to ϕ	Yes	
604.7	Height of TP dispenser: 15"-48"	Yes	
604.7	TP dispenser not located behind grab bar	Yes	
606.2	Sink clear floor space: 30" W x 48" D	Yes	
606.3	Height of sink rim: 34" max.	Yes	
306.6.6	Knee clearance: 27" H min. x 8" D min.	No	
606.5	Pipe protection below sink	Yes	
606.4	Faucet handles: operable by closed fist	Yes	
603.3	Bottom of mirror: 40" H max. if over sink	Yes	
603.3	Bottom of mirror: 35" H max. if not over sink	N/A	
308.2.2	Soap dispenser: 44" H max. if above sink	Yes	
308.2	Soap dispenser: 48" H max. not above sink	N/A	
308.2.2, 308.2	Paper towel dispenser: (same as soap)	Yes	
308.2.2, 308.2	Electric hand dryer: (same as soap)	N/A	
Toilet Compartments (Stalls)			
604.8.1.2	Door opening width: 32" min. when open 90°	N/A	
604.8.1.2	18" on pull side of door	N/A	
604.8.1.2	Is stall door self-closing	N/A	
309.4	Door lock: operable by closed fist	N/A	
404.2.7	Height of door lock: 34"-48"	N/A	
604.8.1.1	Stall width: 60" min.	N/A	
604.8.1.1	Stall depth: 56" min. wall hung toilet*	N/A	
604.8.1.1	Stall depth: 59" min. floor mounted toilet*	N/A	
	*Note: add door swing if door swings in		
604.6	Height of flush control: 15"-48"	N/A	

